
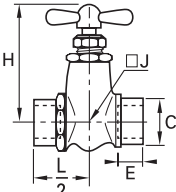



Brass Needle Valves


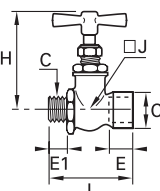

0502 In-Line Needle Valve, Female BSPP Thread



	Nickel-plated brass 	C	DN		E	H	H_{max}	J	L/2	kg
		G1/8	4	0502 04 10	9	56	50	17	23	0.133
		G1/4	4	0502 04 13	11	56	50	17	23	0.118
		G3/8	6	0502 06 17	12	67	60	-	26	0.171
			9	0502 09 17	12	82	70	-	33	0.426


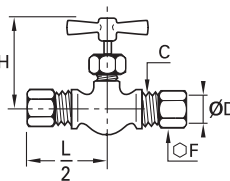

0501 In-Line Needle Valve, Male/Female BSPP Thread



	Nickel-plated brass 	C	DN		E	E1	H	H_{max}	J	L	kg
		G1/8	4	0501 04 10	9	7	56	50	17	44	0.118
		G1/4	4	0501 04 13	11	9.5	56	50	17	46	0.115
		G3/8	6	0501 06 17	12	9.5	67	60	-	48	0.158

0510 In-Line Needle Valve with Compression Connections


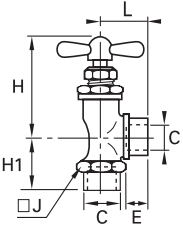



	Nickel-plated brass 	ØD	C	DN		F	H_{min}	H_{max}	L/2	kg
		6	M10x1	4	0510 04 06	13	42	46	29	0.083
		8	M12x1	8	0510 05 08	14	42	46	30	0.083
		10	M16x1.5	5	0510 05 10	19	42	46	31	0.111

The needle is sealed by an O-ring.
 Maximum operating pressure: Ø4: 100 bar, Ø5: 60 bar
 Working temperature: -15°C to +70°C
 Tightening torques: please refer to the Compression Fittings chapter of this catalogue.


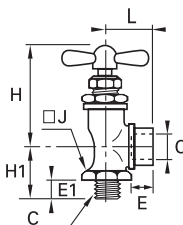

0532 Right-Angle Needle Valve, Female BSPP Thread



	Nickel-plated brass 	C	DN		E	H_{min}	H_{max}	H1	J	L	kg
		G1/8	4	0532 04 10	9	46	52	19	17	19	0.093
		G1/4	4	0532 04 13	11	46	52	21	17	21	0.087
			6	0532 06 13	11	55	63	26	22	26	0.169

0531 Right-Angle Needle Valve, Male/Female BSPP Thread



	Nickel-plated brass 	C	DN		E	E1	H_{min}	H_{max}	H1	J	L	kg
		G1/8	4	0531 04 10	7	9	46	52	19	17	19	0.082
		G1/4	4	0531 04 13	9.5	11	46	52	21	17	21	0.090
			6	0531 06 13	9.5	11	55	63	25	22	26	0.155
		G3/8	6	0531 06 17	9.5	12	55	63	25	22	27	0.153
G1/2	10		0531 10 21	13	16	62	72	34	26	33	0.330	