
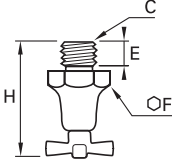



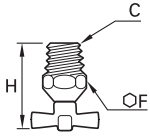




Brass Needle Valves


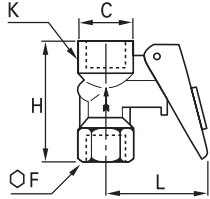

0562 Needle Drain Valve, Male BSPP and Metric Thread

	Brass 	C			E	F	H	H	kg
		M10x1	5	0562 05 60	8	16	37.5	40	0.031
		G1/8	5	0562 05 10	8	16	36	40	0.032
		G1/4	5	0562 05 13	10	19	38.5	42.5	0.040

0563 Needle Drain Valve, Male NPT Thread


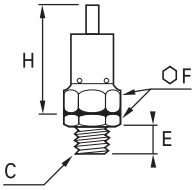

	Brass 	C			F	H	H	kg
		NPT1/4	5	0563 05 14	14	28.5	32.5	0.021

0627 Automatic Vent Pressure Gauge Valve, Female BSPP Thread

	Nickel-plated brass, NBR 	C		F	H	K	L	kg
		G1/4	0627 00 13	19	43.5	20	40	0.097

Pressure: 10 bar
 This isolating valve is used to connect a pressure gauge to a circuit.
 Resetting the lever isolates and vents the gauge.
 A locking pin can be used to enable the gauge to be fitted permanently.

0630 Pressure Relief Valve, Male BSPP Thread

	Brass 	C		E	F	H	kg
		G1/4	0630 06 13	9	17	42.5	0.050

This valve is delivered without calibration, but can be adjusted by inserting metal washers into the hexagon (F).