
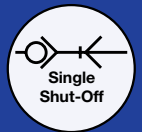


# 1600KA



48 mm<sup>2</sup> = 7,8



### Technical Description

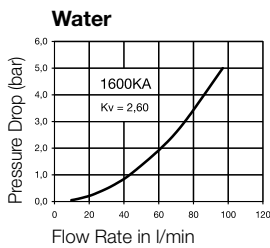
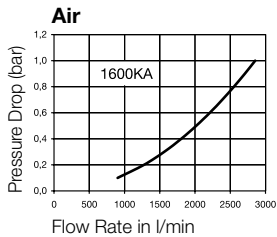
Rectus Tema premium industrial coupling – the know-how from both brands combined in one system. European standard profile. High grade valve technology with optimum flow performance and minimum coupling forces. Suitable for compressed air applications with above average air consumption.

### Dust Caps (P. 331)

for coupling Part.-No. SK23S  
for plug Part.-No. SK12S



### Chart



### Advantages

Single handed operation. High flow valve. Minimum coupling forces.

### Interchangeability

RECTUS 25 + 26  
RECTUS 1625  
TEMA 1600  
CEJN 320  
JWL 520 + JWL 530  
various German products

### Material

#### Coupling

Back Body  
Valve Body  
Sleeve  
Valve  
Spring  
Locking Ring and  
Locking Balls  
Seals

#### Plug

Plug

### Working Pressure

PB = 35 bar, maximum static working pressure with safety factor of 4 to 1.

### Working Temperature\*

-20°C up to +100°C (NBR)  
-40°C up to +120°C (EPDM)  
-15°C up to +200°C (FKM)  
depending on the medium.

\*At a temperature below -20°C and above +100°C special seals are available on request.

### Standard

Brass, Nickel Plated  
Steel, QPQ treated  
Brass, Nickel Plated  
Brass  
AISI 301  
AISI 420

NBR

Steel Hardened and  
Zinc-Plated



actual size

You will find the following alternative versions in our current catalogue on page:

- ▶ Stainless Steel P. 192
- ▶ Safety Self-Venting P. 290

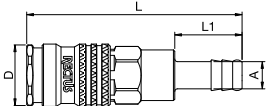
## Couplings

## RECTUS Series 1600KA

	Connection A	Hex SW	L mm	D mm	L1 mm	L2 mm	Hex1 SW1	B mm	G mm	Version	Part Number
<p>Male Thread</p>	R 1/4	19	65	23	12					Standard	1600KA AK13 SPN
	R 3/8	19	65	23	12					Standard	1600KA AK17 SPN
	R 1/2	22	59,5	23	17					Standard	1600KA AK21 SPN
<p>Female Thread</p>	G 1/4	19	59	23	9					Standard	1600KA IW13 SPN
	G 3/8	19	59	23	9					Standard	1600KA IW17 SPN
	G 1/2	24	62	23	12					Standard	1600KA IW21 SPN

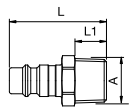
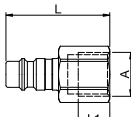
## Couplings

## RECTUS Series 1600KA

	Connection A	Hex SW	L mm	D mm	L1 mm	L2 mm	Hex1 SW1	B mm	G mm	Version	Part Number
 <p>Hose Barb</p>	6 mm	19	80	23	25					Standard	1600KA TF06 SPN
	8 mm	19	80	23	25					Standard	1600KA TF08 SPN
	9 mm	19	80	23	25					Standard	1600KA TF09 SPN
	10 mm	19	80	23	25					Standard	1600KA TF10 SPN
	13 mm	19	80	23	25					Standard	1600KA TF13 SPN

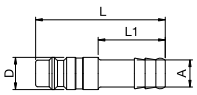
## Plugs

## RECTUS Series 25SF

	Connection A	Hex SW	L mm	D mm	L1 mm	L2 mm	Hex1 SW1	B mm	G mm	Version	Part Number
 <p>Male Thread</p>	R 1/8	13	33		9					Standard	25SF AK10 SXZ
	R 1/4	14	37		12					Standard	25SF AK13 SXZ
	R 3/8	17	37		12					Standard	25SF AK17 SXZ
	R 1/2	22	43		17					Standard	25SF AK21 SXZ
 <p>Female Thread</p>	G 1/8	14	30		7					Standard	25SF IW10 SXZ
	G 1/4	17	38,5		9					Standard	25SF IW13 SXZ
	G 3/8	19	39,5		9					Standard	25SF IW17 SXZ
	G 1/2	24	44		12					Standard	25SF IW21 SXZ

## Plugs

## RECTUS Series 25SF

	Connection A	Hex SW	L mm	D mm	L1 mm	L2 mm	Hex1 SW1	B mm	G mm	Version	Part Number
 <p>Hose Barb</p>	6 mm		48	12	25					Standard	25SF TF06 SXZ
	8 mm		48	12	25					Standard	25SF TF08 SXZ
	9 mm		48	12	25					Standard	25SF TF09 SXZ
	10 mm		48	12	25					Standard	25SF TF10 SXZ
	13 mm		48	15	25					Standard	25SF TF13 SXZ