
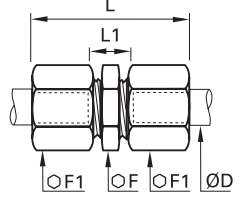


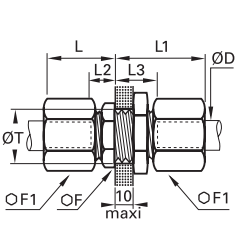



Stainless Steel Compression Fittings


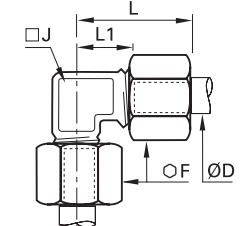

1806 Equal Tube-to-Tube Connector

	Stainless steel 316L 	ØD		F	F1	L_{max}	L1	kg
		6	1806 06 00	12	13	34.5	11	0.025
		8	1806 08 00	13	14	38.5	10	0.029
		10	1806 10 00	17	19	46	13	0.066
		12	1806 12 00	19	22	47	13	0.085
		16	1806 16 00	24	27	51	13	0.135


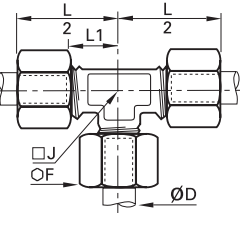

1816 Equal Bulkhead Connector

	Stainless steel 316L 	ØD		F	F1	L_{max}	L1_{max}	L2	L3	ØT_{min}	kg
		6	1816 06 00	13	13	28	19	7.5	17	10.5	0.034
		8	1816 08 00	14	14	29	20	7	17	12.5	0.042
		10	1816 10 00	19	19	33	25	9	19	16.5	0.094
		12	1816 12 00	22	22	33	25	9	19	18.5	0.113
		16	1816 16 00	27	27	36	28	9.5	19.5	22.5	0.179

1802 Equal Elbow

	Stainless steel 316L 	ØD		F	J	L_{max}	L1	kg
		6	1802 06 00	13	8	25.5	13.5	0.028
		8	1802 08 00	14	10	28.5	14.5	0.035
		10	1802 10 00	19	12	32.5	16	0.071
		12	1802 12 00	22	14	34	17	0.093
		16	1802 16 00	27	18	39.5	21	0.151

1804 Equal Tee

	Stainless steel 316L 	ØD		F	J	L1	L/2	kg
		6	1804 06 00	13	8	13.5	25.5	0.040
		8	1804 08 00	14	10	14.5	28.5	0.050
		10	1804 10 00	19	12	16	32.5	0.103
		12	1804 12 00	22	14	17	34	0.133
		16	1804 16 00	27	18	21	39.5	0.214