
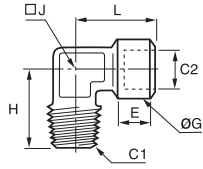


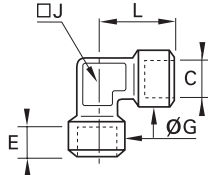



Stainless Steel Adaptors


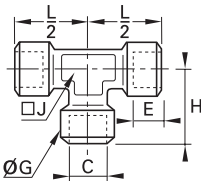

1844 Equal Stud Elbow, Male BSPT/Female BSPP Thread

	Stainless steel 316L 	C1	C2		E	G	H	J	L	kg
		R1/8	G1/8	1844 10 10	7.5	15	20.5	10	22.5	0.022
		R1/4	G1/4	1844 13 13	12	18.5	27.5	12	26.5	0.044
		R3/8	G3/8	1844 17 17	12	23.5	28	14	30	0.067
		R1/2	G1/2	1844 21 21	15	28	38	18	38	0.114
		R3/4	G3/4	1844 27 27	16.5	33	41	22	44.5	0.154
R1	G1	1844 34 34	19	40	48	32	50	0.312		


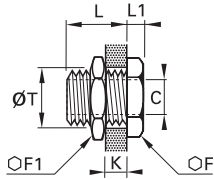

1843 Equal Elbow, Female BSPP Thread

	Stainless steel 316L 	C		E	G	J	L	kg
		G1/8	1843 10 10	7.5	17.5	12	22.5	0.041
		G1/4	1843 13 13	11	18.5	15	26.5	0.055
		G3/8	1843 17 17	11.5	23.5	18	29	0.076
		G1/2	1843 21 21	15	28	23	38	0.159
		G3/4	1843 27 27	16.5	33	22	43.5	0.232
G1	1843 34 34	19	40	32	52	0.444		


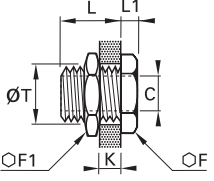

1845 Equal Tee, Female BSPP Thread

	Stainless steel 316L 	C		E	G	H	J	L/2	kg
		G1/8	1845 10 10	7.5	17.5	22.5	12	22.5	0.060
		G1/4	1845 13 13	11	18.5	26.5	15	26.5	0.078
		G3/8	1845 17 17	11.5	23.5	29	18	29	0.100
		G1/2	1845 21 21	15	28	38	23	38	0.221
		G3/4	1845 27 27	16.5	33	43.5	22	43.5	0.301
G1	1845 34 34	19	40	50	32	50	0.457		

1817 Equal Bulkhead Adaptor, Female BSPP Thread

	Stainless steel 316L 	C		F	F1	K_{max}	L	L1	ØT_{min}	kg
		G1/8	1817 00 10	19	22	9	14	4	16.5	0.030
		G1/4	1817 00 13	24	27	15	21	4	20.5	0.053
		G3/8	1817 00 17	30	32	14	21	5	26.5	0.091
		G1/2	1817 00 21	32	36	20	27	6	28.5	0.109
		G3/4	1817 00 27	41	41	22.5	30	6	34.5	0.152
G1	1817 00 34	46	50	24.5	34	8	42.5	0.252		

1871 Equal Bulkhead Adaptor, Female NPT Thread

	Stainless steel 316L 	C		F	F1	K_{max}	L	L1	ØT_{min}	kg
		NPT1/8	1871 00 11	19	22	9	14	5	16.5	0.032
		NPT1/4	1871 00 14	24	22	9	14	5	16.5	0.060
		NPT3/8	1871 00 18	30	32	18	23	5	26.5	0.096
		NPT1/2	1871 00 22	32	36	22	29	6	28.5	0.120